



Dear Parents,

We are so excited to start the new school year with each of your children. With the beginning of a new and exciting adventure, we thought it would be helpful to create a summer packet that will enable students to explore and experience the world around them.

In order to ease the students into our hands-on learning environment, the students will be able to participate in a combination of Literacy, Science, Social Studies, or Math activities. Your child will have the opportunity to complete each of the learning choices, or we ask that you choose at least three of the activities with your child and then complete the mandatory fourth that is to be brought to school during the first week. Have a wonderful summer and we look forward to a new school year! Go Explorers!

Sincerely,

Kindergarten Teachers

Choice Board

Choose any three (or more) fun activities to complete over the summer with your child by drawing a line through three boxes.

Don't forget to do the "My Summer Artifacts" activity as well!

1 DeKalb County Public Library Vacation Reading Program	2 GA Aquarium Activity	3 Number Find
4 Play Dough Name Game	5 Zoo Map Activity	6 Rainbow Name with Handwriting Without Tears
7 Ready, Set, GO!	8 Shape Hunt and Picture Book	9 Rockin' Recipe

My Summer Artifacts

Mandatory Summer Activity

(Due between August 8th and 12th)

Collect items that represent where you have been and what you have done this summer. Use this opportunity to get creative. We want to learn about YOU! You will have the opportunity to share your artifacts and experiences. Some examples might include items in a shoebox, a shopping bag full of goodies, a poster board full of pictures, seashells, etc. Have fun and see you in August!

Explanation of Choice Board Activities

* Each activity should be completed with an adult*

I. Vacation Reading Program “On Your Mark, Get Set READ!” May 16th – July 31st, 2016

On Your Mark, Get Set, READ– For children ages 3-12:

Sign up at any DeKalb County Public Library branch or online. Receive a reading log and earn raffle tickets for hours read/and or literacy activities completed.

Sign Up Online:

Click here to sign up for the Vacation Reading Program. You may also sign up in person at any DeKalb County Public Library branch.

2. GA Aquarium Activity:

Visit the GA Aquarium in person or online. Create your own mini aquarium using Play Dough and other household items. For example, you might chose to draw a map on a large white sheet of paper and put your created sea animals in their appropriate aquariums. Make it a Math game! How many sea animals do you have in total? What if you took some away? Make it a Social Studies game! Where on a world map are the animals found? Make it a Science game! Discuss what the animals need in order to survive.

3. Number Find:

Gather magazines and choose five numbers to “hunt”. Cut out the numbers you find and paste them on a white sheet of paper. At the bottom of the paper, or on the back write the number that you found the most.

4. Play Dough Name Game:

Using Play Dough, spell your name. Have a family member or friend do the same with their name. How many letters are in your name? How

many letters are in your partner's name? How many letters are there in all? Whose name has the most letters? You may write your answers on a sheet of paper or just discuss with your partner or an adult.

5. Zoo Map Activity:

(See document at end of packet)

6. Rainbow Name with Handwriting Without Tears:

(See document at end of packet)

Use different colored markers for each letter to practice writing your first name! Don't forget to capitalize the first letter and print the rest in lowercase. Use the Handwriting Without Tears Formation Chart as a guide (see documents at end of packet).

7. Ready, Set, GO!:

Draw pictures or take pictures of you doing 4 of the Kindergarten readiness skills listed below.

1. Put on your coat (zip the zipper or button the buttons).
2. Zip and put on your backpack.
3. Unpack your lunch sack and put everything back into it.
4. Put a straw into a juice box.
5. Read a book to yourself by looking at the pictures.
6. Put your toys away in the proper place.
7. Play a board game to practice taking turns.
8. Use child-safe scissors to cut out a variety of shapes.

8. Shape Hunt and Picture Book:

Discuss different shapes with your child (circles, squares, rectangles, ovals, triangles, hexagons, cones, cylinders, spheres, and cubes). Have your child "hunt" outside in a safe place for shapes you discussed. Your child can take pictures with a camera of the shapes they saw or draw the shapes they found and create a "Shape Dictionary" with labels explaining the shapes.

9. Rockin' Recipe:

Create your own or follow another recipe to make a treat. Bring your treat in on the first week of school and share it with the class! Feel free to photograph the process and your final product!

Zoo Activity

Name: _____ Date: _____

Directions: Visit or collect a map of the zoo. Draw, color, and label your favorite animal that lives at the zoo. How many colors are on the animal you chose and what are they?



Name of animal: _____

Number of colors on animal: _____

Name of colors on animal: _____

Handwriting Without Tears®

Magic c up like a bump back down bump

dive down swim up and over around bump

Magic c up like a

Magic c up like a up higher back down bump

start hit the ball run the bases stop

down cross

Magic c up like a bump back down

dive down swim up and over down

down

down turn

down bump the line kick! slide away

down bump the line

start with n swim up and over m has two humps down

dive down swim up and over n has one hump down

Handwriting Without Tears®



Magic c keep on going stop



swim up and over around bump



bump
Magic c up like a back down



dive down swim up and over



little Magic c turn down curve around



Start at the top!
Go down.

Directions for crossing t:
Left-handed Right-handed

down bump the line cross



down, travel, up back down



slide down slide up



slide down and up down and up



slide down slide down



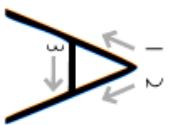
slide down slide down

go across slide down



go across

Handwriting Without Tears®



Big line
Big line
Little line



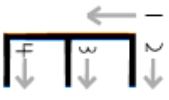
Big line
Little curve
Little curve



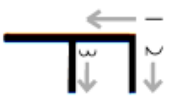
Big C curve



Big line
Big curve



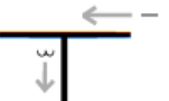
Big line
Little line
Little line
Little line



Big line
Little line
Little line



Big curve
Little line
Little line



Big line
Big line
Little line



Big line
Little line
Little line



Big line
Turn
Little line



Big line
Little line
Little line



Big line
Little line



Big line
Big line
Big line



Big line
Big line
Big line




Big C curve
Keep going



Big line
Little curve



Big C curve
Keep going
Little line



Big line
Little curve
Little line



Little curve
Turn
Little curve



Big line
Little line



Big line
Turn
Big line



Big line
Big line



Big line
Big line
Big line



Big line
Big line



Little line
Big line



Little line
Big line
Little line

Little Shop of Stories Annual Summer Reading Program!

A Little Something Extra... (Not required)

The Challenge:

Spend 40 hours reading over the summer

The Prizes:

Bring a log of your reading in after 10, 20, and 30 hours and we'll give you a coupon for cool stuff (thanks to Revolution Doughnuts, Greene's Fine Foods, and the Yogurt Tap).

The Finale:

Finish 40 hours and you'll receive an invitation to a celebratory party in August!

The Place:

Little Shop of Stories, of course!

If this sounds like a breeze to you, and you read 40 hours in week, keep track of ALL of your hours this summer, turn them in when school starts back up, and we'll announce the overall top three readers of the summer. (In addition to bragging rights, you'll also get a special prize as well.)

Come by the shop and sign up!

Barnes and Noble Summer Reading Program:

http://www.barnesandnoble.com/b/summer-reading/_/N-rs9